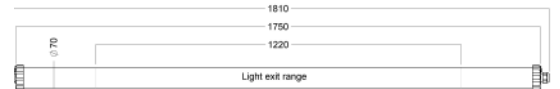

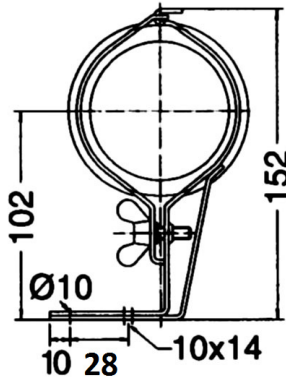



Rohrleuchte / Tube Lamp

DE-GPW



| | | | |
|------------------------|---|-------------------------|--|
| Materialien | Gehäuse aus Polycarbonat Endkappen aus Polycarbonat 1 Leuchtstofflampe 18W oder 36W mit G13 Fassung. | Materials | Clear polycarbonate tube with polycarbonate end caps 1 fluorescent lamp 18W or 36W with G13 socket. |
| Montage | mit Halteschellen | Mounting | with mounting brackets |
| Kabeleinführung | 1 Kabelverschraubung M25 (Messing) an beiden Enden. Durchgangsverdrahtet | Cable entry | 1 Brass cable gland M25 at each end. Through wiring |
| Schutzart | IP 68 | Protection class | IP 68 |
| Gewicht | 3,8 kg / 18W 5,0 kg / 36W | Weight | 3,8 kg / 18W 5,0 kg / 36W |
| Anschluss | 3-Fach Terminalblock für je 2 x 2,5 qmm | Connection | 3-way 2 x 2,5 sq.mm terminal block |
| Spannung | 230V | Voltage | 230V |

| Type | Merkmale | Features | Best.Nr. / Item.No. | |
|-------------|--|--|---------------------|--------------------|
| DE-GPW 118F | 18W Leuchtrohr druckwasserdicht | 18W fluorescent lamp water pressure tight | 50Hz 60Hz | 000-412 000-413 |
| DE-GPW 136F | 36W Leuchtrohr druckwasserdicht | 36W fluorescent lamp water pressure tight | 50Hz 60Hz | 000-414 000-415 |
| | Satz Befestigungsschellen Edelstahl (2 Stück) | Set of mounting brackets stainless steel (2 pieces) | | 000-411 |